





Humor and games in the foreign
language classroom.

Jeff Brown
Spanish instructor, Orange
Coast College





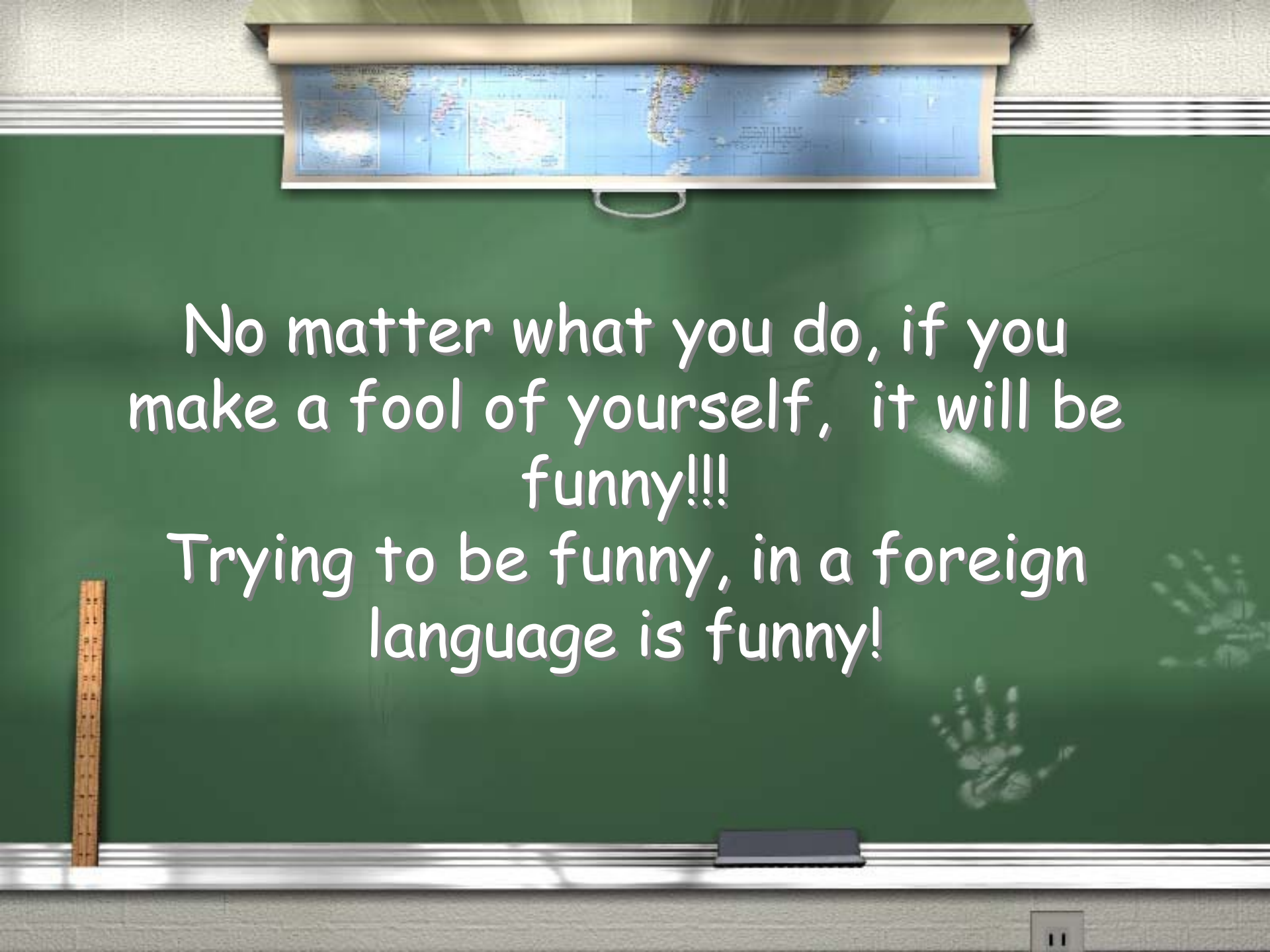
Why humor?





Why humor?

Humor adds the grease that opens up students minds and allows them to be more open to produce.




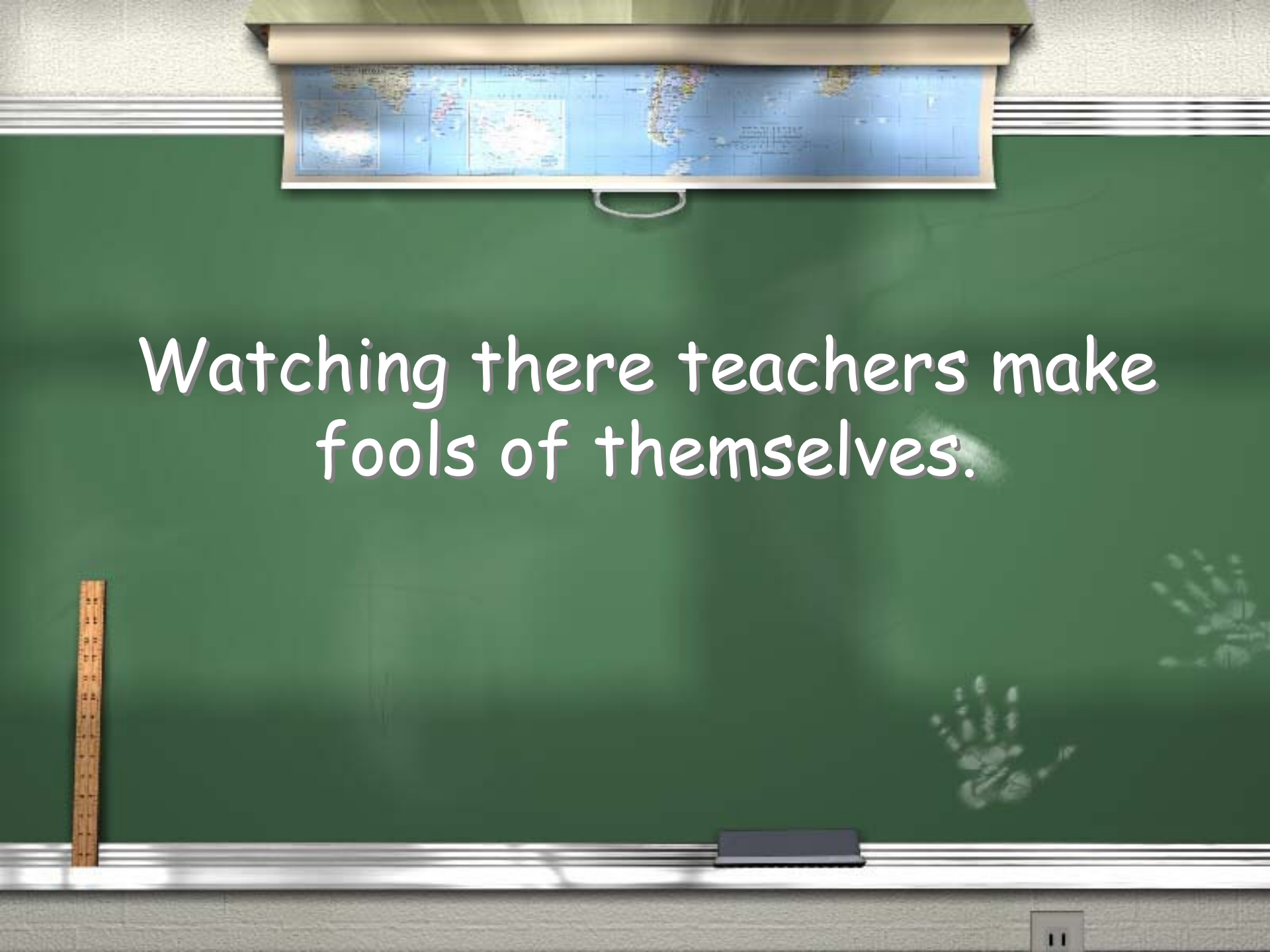
No matter what you do, if you
make a fool of yourself, it will be
funny!!!

Trying to be funny, in a foreign
language is funny!



There's only one thing students
like more than seeing their
peers make fools of
themselves.





Watching there teachers make
fools of themselves.



Today's Humorous Agenda

A. Humor

1. Exaggeration
2. Charades/TPR
3. Unbelievable stories



B. Games

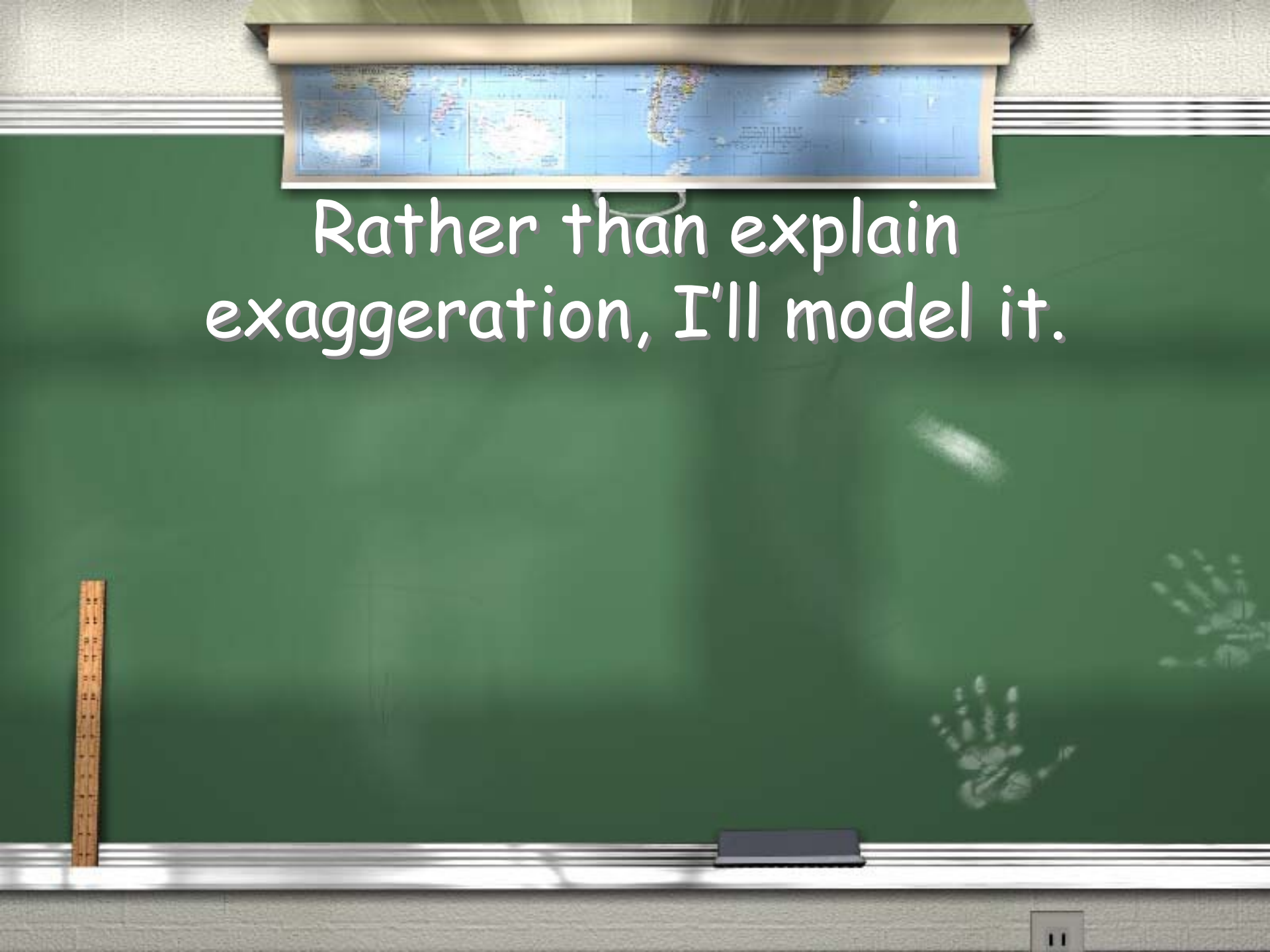
1. Slap
2. Famous names game
3. Lie detector



It's not rocket surgery.
It's okay to make mistakes.

A classroom scene featuring a green chalkboard. At the top, a world map is mounted on a roll. On the left side, a wooden ruler stands vertically. At the bottom center, there is a black chalk tray. The word "Exaggeration" is written in large, white, rounded letters on the chalkboard. The background shows a light-colored wall with a power outlet at the bottom right.





Exagger-
ation




Rather than explain
exaggeration, I'll model it.



Summary of how to exaggerate

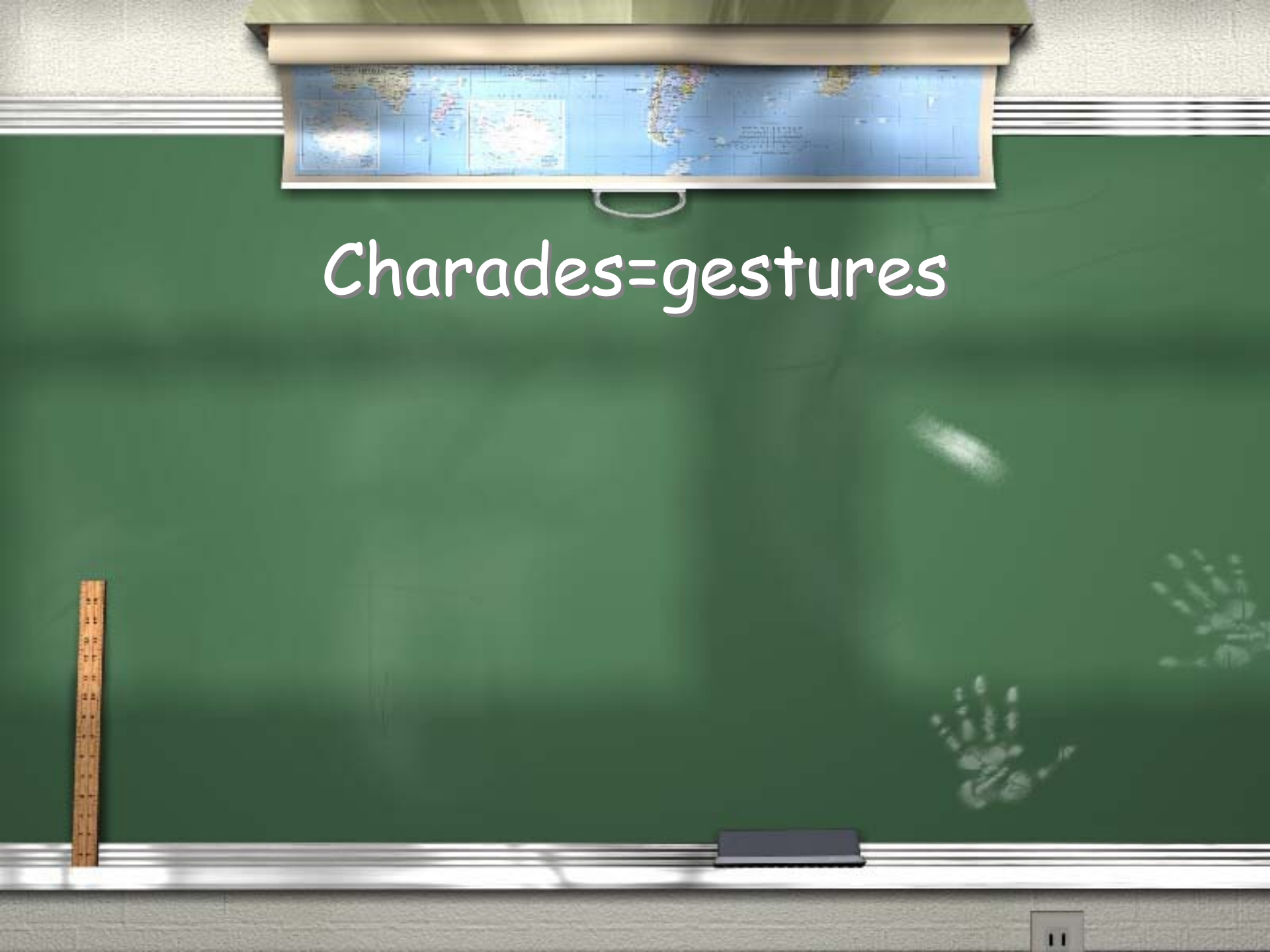
-  Exaggerate any and all new vocabulary
-  Use lots of sounds effects to drive home your message.
-  Ham it up. Whoop it up. You can't fail.
-  Think of it as acting.






Charades/T.P.R.









There is no limit to what you can teach using charades and or T.P.R.



Charades=gestures




Consider the following expressions:

-  How fun!
 -  How interesting!
 -  How boring!
 -  I don't believe it!
 -  Me too!
 -  Me neither!
 -  What a great idea!
- 



How about teaching them using charades?

- 📖 How fun!
- 📖 How interesting!
- 📖 How boring!
- 📖 I don't believe it!
- 📖 Me too!
- 📖 Me neither!
- 📖 What a great idea!





Summary of Charades

Model the charades

Have students charade
together.




Have a student charade for
the class.

Laugh hysterically.





T.P.R





T.P.R. is not just giving
commands.





Read the following story to
your partner, as he/she acts it
out.





You're in on a deserted island in the South Pacific. You're there with your best friends Selma Hayek and George Clooney. It's hot, it's so hot. You, George, and Selma are really hungry. You've got an idea. You see palm trees with ripe coconuts. They're everywhere. Quickly, machete in your mouth, you climb up the tallest palm tree with biggest fattest coconuts. You climb and climb and climb, quickly. Holding on, you take the machete out of your mouth, and start cutting coconuts. They fall easily to the ground. One of them hits George Clooney on the head. You yell, "sorry about that George." You climb down. There's at least a dozen coconuts. You pick one up, cut the top off with your machete, you drink the coconut milk. You reach in and take out the meat from the coconut. You eat the coconut. You say outloud, "ohhhhhhh, that is sooooooooooooo good. Oh my God, that is the best coconut in the world." You smile, Selma smiles, George can't smile, because he's still unconscious.



Unbelievable stories

What's this man doing?






It's obvious



He was about to propose to his girlfriend (Tara) when he accidentally ate the engagement ring. Luckily his Dad is a pediatrician and has a ultrasound machine at home. He's showing Tara what the ring looks like, assuring her it's real, and waiting for an answer.



Games













Slap


Slap can be used with almost any vocabulary, new or old.

After you play this, students will beg to play and will ask you over and over again, "when are we going to play slap again?"




The rules of slap are simple.


-  Make/photocopy pictures of any new vocabulary words you want to teach/review.
 -  Cut the pictures out or have students carefully tear the pictures into individual pieces.
 -  Keep one copy for yourself and don't cut out the pieces.
 -  Students sit in a circle/group of 4 and as you call out each word, students try to grab the piece before the other students.
 -  Repeat 3 times so students hear the words over and over.
 -  Laugh
 -  Repeat
- 

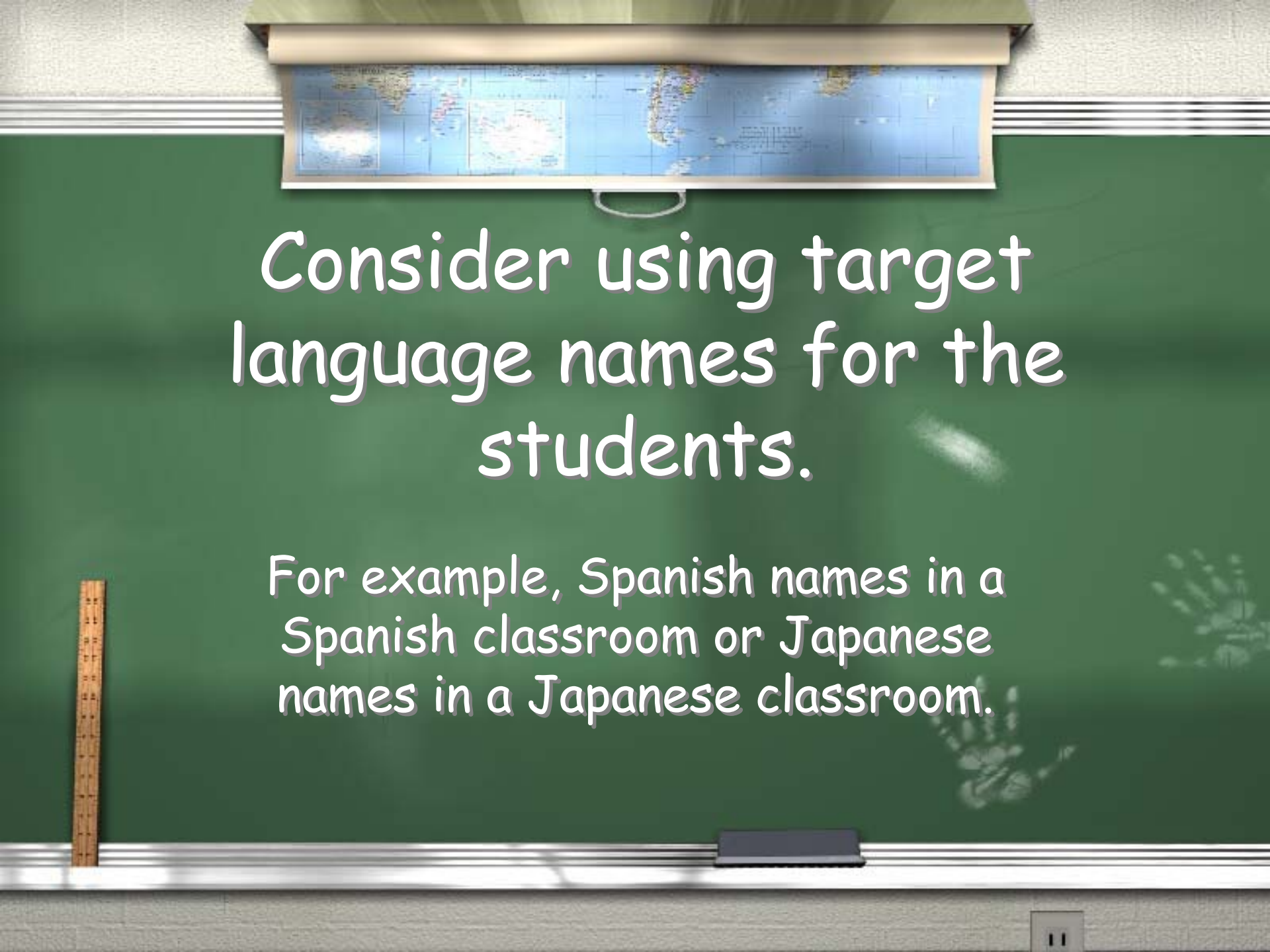


Famous names game



Rules for the famous names game.

- 📖 Beforehand, get a number of nametags equal to the amount of students you have.
 - 📖 Write different names of famous people on each tag.
 - 📖 Put the names into a paper bag.
 - 📖 Students reach into the bag, pull out a name, and put it on their partner's back.
 - 📖 Students have to ask questions (in the target language, of course) to find out who they are.
- 




Consider using target language names for the students.

For example, Spanish names in a Spanish classroom or Japanese names in a Japanese classroom.








Lie detector






Rules for lie detector.

-  On paper, students write down 4 facts about themselves.
 -  One must be false while the others must be true. (Exactly 3 true and 1 false.)
 -  The students must ask questions of their partner (in the target language of course) to find out which is the lie.
- 



Other simple things you can do that add fun and humor to any classroom.

- 
- 📖 Consider having students use target language names.
 - 📖 Have the students in the class choose names for their peers.
 - 📖 Assign seats and partners randomly.
 - 📖 Change seats and partners at least after every exam.